

# HARD MAPLE

HAND CRAFTED WIDE PLANK FLOORS



Hard Maple, Select, Light Wire Brushed, Custom Dark Walnut Stain



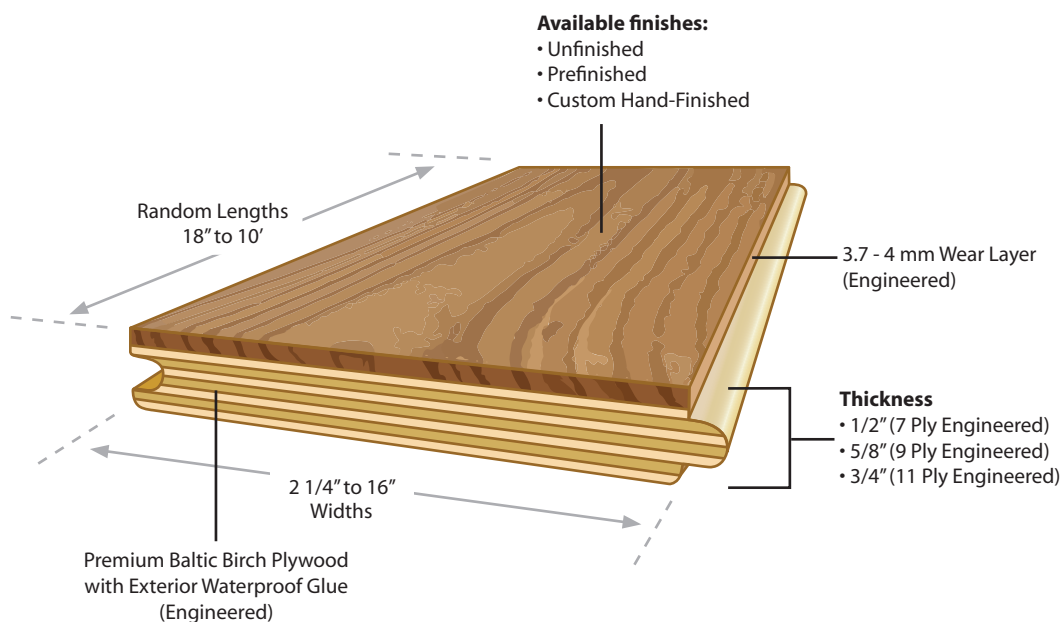
*Remarkable Character and Timeless Beauty.*



## HARD MAPLE

Hard Maple is easily distinguished from other Maple by its denser grain and rich, consistent white color in Select grades and varying brown color heartwood in Character grades. This species creates a strong, durable floor that provides a clean, contemporary look.

### PRODUCT SPECS



### EDGES



Square  
(Unfinished)



Beveled  
(Mirco, Standard or Bruce®)



Pillowed

### Available in SOLID and ENGINEERED



Solid  
(For Above Grade)



Engineered  
(For At or Below Grade & above Radiant Heat subfloors)

### AVAILABLE COLORS



Natural Finish



Golden Oak



New England Walnut



Harvest Gold




Antique Mahogany




Molasses



Spanish Oak



Dark Walnut



Tobacco

*All images are shown as Natural Character Grade, also available as Hand Select.*